






Group:	8LHA	Notes: Refer to SP1004-DWG for major component drawing. Refer to TSB-3002 for hardware kit breakdown.
Form:	SP1004-8LHA	
Date:	June 26, 2013	
File:	Alternator Parts List Section	






Component View	Front Housing Spacer, bearing, retainer	Rotor	Rear Housing & Rectifier	Stator	Regulator
					
Model	1	2	3	4	5
8LHA2051V	A014103263S	A020102145S	A011103549S	0180000F29S	8RG2138S
8LHA2053U	A014103263S	A020103763S	A011103549S	0143799S93S	N/A
8LHA2054U	A014103263S	A020103763S	A011103549S	0143799S93S	8RG2138S
8LHA2054UA	A014103263S	A020103763S	A011103549S	0143799S93S	8RG2138S
8LHA2054UAH	A014103263S	A020102928S	A011103549S	0143799S93S	8RG2138S
8LHA2054UGH	A014103263S	A020102928S	A011103549S	0143799S93S	8RG2138S
8LHA2057VA	A014103263S	A020102145S	A011103549S	0180000F29S	8RG2138S
8LHA2057VGH	A014103263S	A020104743S	A011103549S	0180000F29S	8RG2138S
8LHA2070V	A014103263S	A020102145S	A011103549S	0143799S93S	8RG2138S
8LHA2070VA	A014103263S	A020102145S	A011103549S	0143799S93S	8RG2138S
8LHA2070VB	A014103263S	A020106270S	A011103549S	A022103715S	8RG2138S
8LHA2070VBH	A014103263S	A020102930S	A011103549S	A022103253S	8RG2138S
8LHA2070VE	A014104134S	A020106270S	A011103549S	A022103715S	8RG2138S
8LHA2070VE-J	A014104134S	A020106270S	A011103549S	A022103715S	8RG2138S
8LHA2070VF	A014104134S	A020105716S	A011103549S	A022103715S	8RG2138S
8LHA2070VGH	A014103263S	A020102930S	A011103549S	A022103253S	8RG2138S
8LHA2071V	A014104134S	A020106270S	A011103549S	A022103715S	8RG2120S
8LHA2071VA	A014104134S	A020106270S	A011103549S	A022103715S	8RG2120S
8LHA2072V	A014103263S	A020102665S	*	0143799S93S	N/A
8LHA2088VA	A014103263S	A020102665S	A011103753S	0143799S93S	8RG2051BS
8LHA2094V	A014103263S	A020102665S	A011103753S	0143799S93S	8RG2051AAS
8LHA2094VA	A014103263S	A020102665S	**	0143799S93S	8RG2051AS
8LHA2095V	A014103263S	A020102665S	**	0143799S93S	8RG2051AS
8LHA2095VA	A014103263S	A020102665S	A011103753S	0143799S93S	8RG2051AAS

* Substitute with A011103549S (Original housing has 5/16 diameter positive and negative output studs. Replacement has 5/16 diameter positive and 1/4 diameter negative output studs.

** Substitute original rear housing and rectifier with A011103753S. (Original has 5/16 positive and negative output studs. Replacement has 1/4 positive and negative output studs./)

Important: The information contained in this bulletin is intended for use by trained, professional technicians who have the proper tools, equipment, and training to perform the required maintenance described above. This information is NOT intended for 'do-it-yourselfers', and you should not assume that this information applies to your equipment. If you have any questions regarding this information please visit our website at www.prestolite.com, or contact our technical service department at:








Group:	8LHA	Notes: Refer to SP1004-DWG for major component drawing. Refer to TSB-3002 for hardware kit breakdown.
Form:	SP1004-8LHA	
Date:	June 26, 2013	
File:	Alternator Parts List Section	

Component View	Front Housing Spacer, bearing, retainer	Rotor	Rear Housing & Rectifier	Stator	Regulator
					
Model	1	2	3	4	5
8LHA2095V-N	A014103263S	A020102665S	A011103753S	0143799S93S	8RG2051AS
8LHA2096V	A014103263S	A020102145S	A011103549S	0143799S93S	8RG2138S
8LHA2096VA	A014103263S	A020102145S	A011103549S	0143799S93S	8RG2138S
8LHA2097V	A014103263S	A020102145S	A011103549S	0180000F29S	8RG2104S
8LHA2098V	A014103263S	A020102145S	A011103549S	A022103253S	8RG2104S
8LHA2098VA	A014103263S	A020102145S	A011103549S	A022103253S	8RG2104S
8LHA2099V	A014103263S	A020102665S	A011103753S	0143799S93S	8RG2051AAS
8LHA2121V	A014103263S	A020102145S	A011103551S	0180000F29S	8RG2121S
8LHA2134V	A014103263S	A020102145S	A011103551S	0143799S93S	8RG2121S
8LHA2134VB	A014103263S	A020102145S	A011103551S	0143799S93S	8RG2121S
8LHA2159V	A014103263S	A020102145S	A011103551S	0180000F29S	8RG2121S
8LHA2159VB	A014103263S	A020102145S	A011103551S	0180000F29S	8RG2121S
8LHA2197MD	A014103263S	A020103764S	A011103549S	A022103253S	8RG2138S
8LHA2197MDH	A014103263S	A020102974S	A011103549S	A022103253S	8RG2138S
8LHA2241VAH	A014103263S	A020102974S	A011103549S	A022103253S	8RG2138S
8LHA2252V	A014103263S	A020103834S	A011103549S	0180000F29S	8RG2129S
8LHA2275V	A014103263S	A020103817S	A011103549S	0180000F29S	8RG2138S
8LHA3071P	A014103263S	A020103762S	A011105401S	A022103572S	8RG3030S
8LHA3073PS	A014103263S	A020103762S	N/A	0142499T69S	N/A
8LHA3086U	A014103263S	A020103762S	N/A	A022103578S	8RG3048S
8LHA3087U	A014102964S	A020103765S	N/A	A022103578S	8RG3048AS
8LHA3089U	A014103263S	A020103762S	N/A	A022103578S	8RG3048AS
8LHA3090U	A014103263S	A020103762S	N/A	A022103578S	8RG3048S
8LHA3095R	A014102964S	A020103765S	A011104009S	A022103572S	8RG3078S
8LHA3096U	A014102964S	A020103765S	A011104009S	A022103578S	8RG3078S
8LHA3096UAH	A014102964S	A020104207S	A011104009S	A022103578S	8RG3078S
8LHA3159R	A014103542S	A020103543S	A011104021S	0180000P49S	8RG3077AS
8LHA3208U	A014102964S	A020103765S	A011104009S	A022103578S	8RG3094S

To convert alternators to use a remote regulator replace existing regulator with A038102788S cover.









Important: The information contained in this bulletin is intended for use by trained, professional technicians who have the proper tools, equipment, and training to perform the required maintenance described above. This information is NOT intended for 'do-it-yourselfers', and you should not assume that this information applies to your equipment. If you have any questions regarding this information please visit our website at www.prestolite.com, or contact our technical service department at:

Group:	8LHA	Notes: Refer to SP1004-DWG for major component drawing. Refer to TSB-3002 for hardware kit breakdown.
Form:	SP1004-8LHA	
Date:	June 26, 2013	
File:	Alternator Parts List Section	

Component View	Fan	Hardware Kit	Overhaul Kit Bearings, slip ring, O-ring, brush holder	Brush Kit	Pulley	Capacitor	Diode Trio
						 Or 	
Model	6	7	8	9	10	11	
8LHA2051V	A041102916S	K212104110S	K183104052S	K185103979S	4944707A24S	N/A	N/A
8LHA2053U	4943189T50S	K212104110S	K183104052S	K185103979S	N/A	N/A	N/A
8LHA2054U	A041102916S	K212104110S	K183104052S	K185103979S	4944707A24S	N/A	N/A
8LHA2054UA	A041102916S	K212104110S	K183104052S	K185103979S	4944707A24S	N/A	N/A
8LHA2054UAH	A041102916S	K212104110S	K183104052S	K185103979S	N/A	N/A	N/A
8LHA2054UGH	A041102916S	K212104110S	K183104052S	K185103979S	N/A	N/A	N/A
8LHA2057VA	A041102916S	K212104110S	K183104052S	K185103979S	N/A	N/A	N/A
8LHA2057VGH	A041102916S	K212104110S	K183104052S	K185103979S	N/A	N/A	N/A
8LHA2070V	A041102916S	K212104110S	K183104052S	K185103979S	N/A	N/A	N/A
8LHA2070VA	A041102916S	K212104110S	K183104052S	K185103979S	N/A	N/A	N/A
8LHA2070VB	A041102916S	K212104110S	K183104052S	K185103979S	N/A	N/A	N/A
8LHA2070VBH	A041102916S	K212104110S	K183104052S	K185103979S	N/A	N/A	N/A
8LHA2070VE	A041102916S	K212104110S	K183104052S	K185103979S	N/A	N/A	N/A
8LHA2070VE-J	A041102916S	K212104110S	K183104052S	K185103979S	N/A	N/A	N/A
8LHA2070VF	A041102916S	K212104110S	K183104053S	A007102336S	N/A	N/A	N/A
8LHA2070VGH	A041102916S	K212104110S	K183104052S	K185103979S	N/A	N/A	N/A
8LHA2071V	A041102916S	K212104110S	K183104052S	K185103979S	N/A	N/A	N/A
8LHA2071VA	A041102916S	K212104110S	K183104052S	K185103979S	N/A	N/A	N/A
8LHA2072V	A041102916S	K212104110S	K183104052S	K185103979S	N/A	N/A	N/A
8LHA2088VA	A041102916S	K212104110S	K183104052S	K185103979S	N/A	N/A	N/A
8LHA2094V	4943189T50S	K212104110S	K183104052S	K185103979S	N/A	N/A	N/A
8LHA2094VA	4943189T50S	K212104110S	K183104052S	K185103979S	N/A	N/A	N/A
8LHA2095V	4943189T50S	K212104110S	K183104052S	K185103979S	N/A	N/A	N/A
8LHA2095VA	4943189T50S	K212104110S	K183104052S	K185103979S	N/A	N/A	N/A
8LHA2095V-N	4943189T50S	K212104110S	K183104052S	K185103979S	N/A	N/A	N/A

Important: The information contained in this bulletin is intended for use by trained, professional technicians who have the proper tools, equipment, and training to perform the required maintenance described above. This information is NOT intended for 'do-it-yourselfers', and you should not assume that this information applies to your equipment. If you have any questions regarding this information please visit our website at www.prestolite.com, or contact our technical service department at:

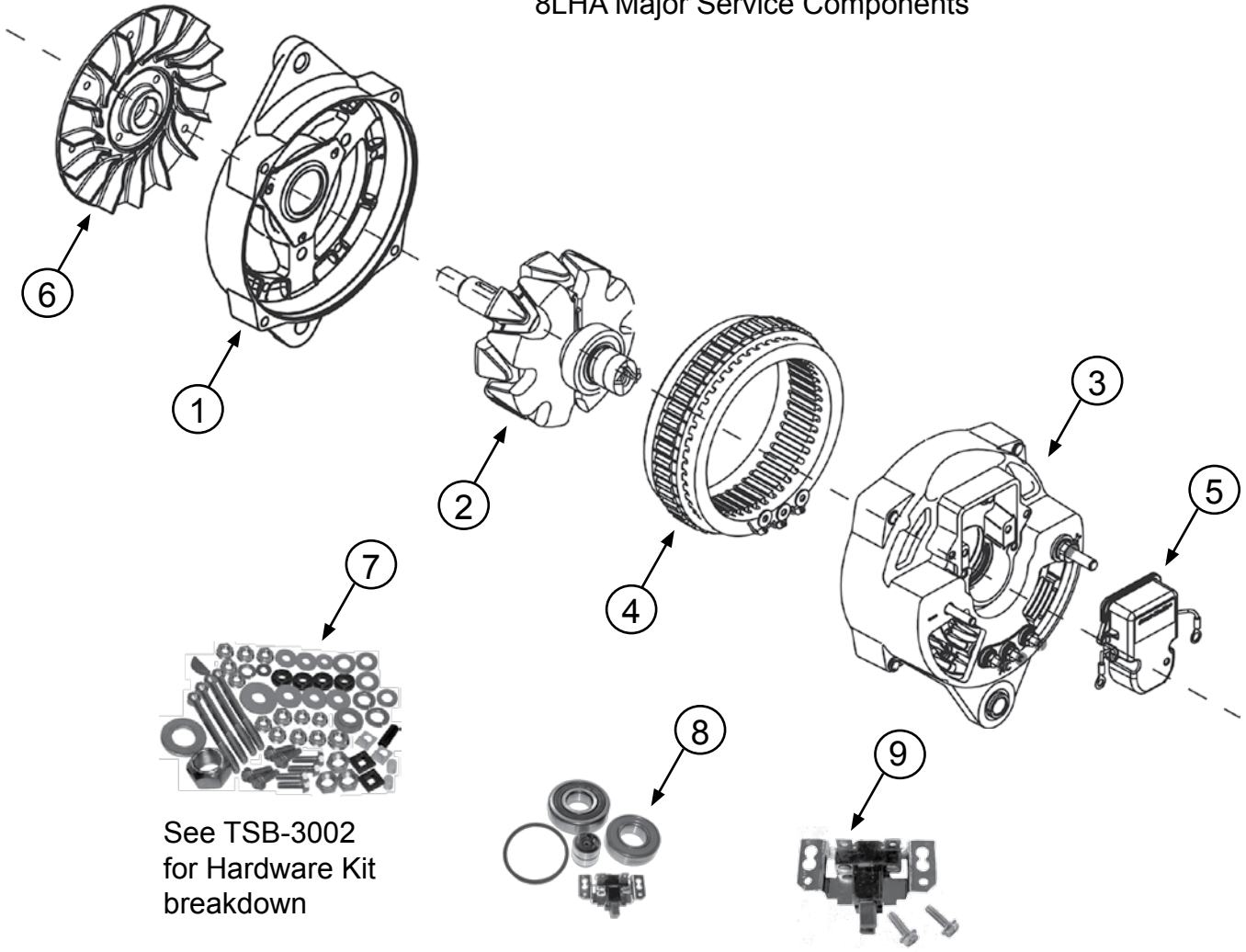
Group:	8LHA	Notes: Refer to SP1004-DWG for major component drawing. Refer to TSB-3002 for hardware kit breakdown.
Form:	SP1004-8LHA	
Date:	June 26, 2013	
File:	Alternator Parts List Section	

Component View	Fan	Hardware Kit	Overhaul Kit Bearings, slip ring, O-ring, brush holder	Brush Kit	Pulley	Capacitor	Diode Trio
						 Or 	
Model	6	7	8	9	10	11	
8LHA2096V	A041102916S	K212104110S	K183104052S	K185103979S	N/A	N/A	N/A
8LHA2096VA	A041102916S	K212104110S	K183104052S	K185103979S	N/A	N/A	N/A
8LHA2097V	A041102916S	K212104110S	K183104052S	K185103979S	N/A	N/A	N/A
8LHA2098V	A041102916S	K212104110S	K183104052S	K185103979S	N/A	N/A	N/A
8LHA2098VA	A041102916S	K212104110S	K183104052S	K185103979S	N/A	N/A	N/A
8LHA2099V	A041102916S	K212104110S	K183104052S	K185103979S	N/A	N/A	N/A
8LHA2121V	A041102916S	K212104110S	K183104052S	K185103979S	N/A	N/A	N/A
8LHA2134V	A041102916S	K212104110S	K183104052S	K185103979S	N/A	N/A	N/A
8LHA2134VB	A041102916S	K212104110S	K183104052S	K185103979S	N/A	N/A	N/A
8LHA2159V	A041102916S	K212104110S	K183104052S	K185103979S	N/A	N/A	N/A
8LHA2159VB	A041102916S	K212104110S	K183104052S	K185103979S	N/A	N/A	N/A
8LHA2197MD	A041102916S	K212104110S	K183104052S	K185103979S	N/A	N/A	N/A
8LHA2197MDH	A041102916S	K212104110S	K183104052S	K185103979S	N/A	N/A	N/A
8LHA2241VAH	A041102916S	K212104110S	K183104052S	K185103979S	N/A	N/A	N/A
8LHA2252V	A041102916S	K212104110S	K183104052S	K185103979S	N/A	N/A	N/A
8LHA2275V	A041102916S	K212104110S	K183104052S	K185103979S	N/A	N/A	N/A
8LHA3071P	A041102916S	K212104110S	K183104052S	K185103979S	N/A	N/A	N/A
8LHA3073PS	A041102916S	K212104110S	K183104052S	K185103979S	N/A	N/A	N/A
8LHA3086U	A041102916S	K212104110S	K183104052S	K185103979S	N/A	0180000H31S	N/A
8LHA3087U	A041103292S	K212104110S	K183104052S	K185103979S	N/A	0180000H31S	N/A
8LHA3089U	4943189T50S	K212104110S	K183104052S	K185103979S	N/A	0180000H31S	N/A
8LHA3090U	A041102916S	K212104110S	K183104052S	K185103979S	N/A	0180000H31S	N/A
8LHA3095R	A041103292S	K212104110S	K183104052S	K185103979S	N/A	N/A	N/A
8LHA3096U	A041103292S	K212104110S	K183104052S	K185103979S	N/A	N/A	N/A
8LHA3096UAH	A041103292S	K212104110S	K183104052S	K185103979S	N/A	N/A	N/A
8LHA3159R	4943189T50S	K212104110S	K183104052S	K185103979S	N/A	860067	R051105289S
8LHA3208U	A041103292S	K212104110S	K183104052S	K185103979S	N/A	N/A	N/A

Important: The information contained in this bulletin is intended for use by trained, professional technicians who have the proper tools, equipment, and training to perform the required maintenance described above. This information is NOT intended for 'do-it-yourselfers', and you should not assume that this information applies to your equipment. If you have any questions regarding this information please visit our website at www.prestolite.com, or contact our technical service department at:

Group:	8LHA	Notes: Refer to SP1004-8LHA for parts breakdown. Refer to TSB-3002 for hardware kit breakdown.
Form:	SP1004-DWG	
Date:	September 30, 2008	
File:	Alternator Parts List Section	

8LHA Major Service Components

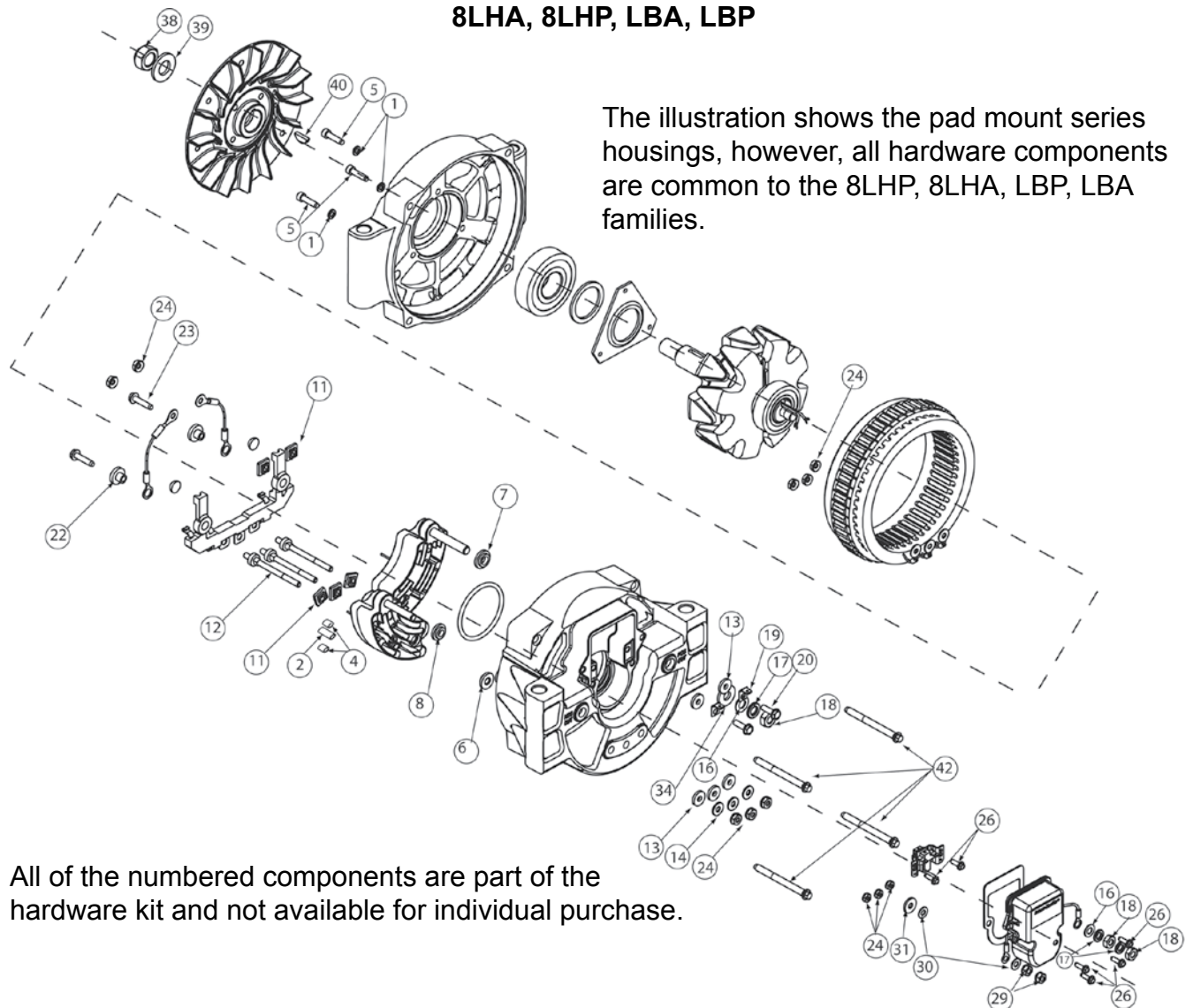


Important: The information contained in this bulletin is intended for use by trained, professional technicians who have the proper tools, equipment, and training to perform the required maintenance described above. This information is NOT intended for 'do-it-yourselfers', and you should not assume that this information applies to your equipment. If you have any questions regarding this information please visit our website at www.prestolite.com, or contact our technical service department at:

Source: Leece-Neville Heavy Duty Systems Division - Arcade, NY USA
Date: February 19, 2007
Bulletin No: TSB-3002
Models: 8LHA, 8LHP, LBA, LBP series alternators
Subject: Hardware service kit K212104110S

8LHA, 8LHP, LBA, LBP

The illustration shows the pad mount series housings, however, all hardware components are common to the 8LHP, 8LHA, LBP, LBA families.



All of the numbered components are part of the hardware kit and not available for individual purchase.

See page 2 for key descriptions and usage

Important: The information contained in this bulletin is intended for use by trained, professional technicians who have the proper tools, equipment, and training to perform the required maintenance described above. This information is NOT intended for 'do-it-yourselfers', and you should not assume that this information applies to your equipment. If you have any questions regarding this information please visit our website at www.prestolite.com, or contact our technical service department at:

Date: February 19, 2007

Bulletin No: TSB-3002

Note: All of these components are part of the hardware kit and not available for individual purchase.

Description	QTY	Key	Where used
WSHR LCK #10 IND 2NBRN	3	1	Small lock washer used on front housing retainer screw
INSULATOR SLEEVE	1	2	Black, center AC tap. Insulate AC tap from housing and rectifier.
INSULATOR SLEEVE	2	4	Clear, two outer AC taps. Insulate AC taps from rear housing.
BRG RET SCRW 10-32 3/	3	5	Attaches front housing retainer plate
WSHR INSL #10 BOLT	4	6	4 used AC taps rear rectifier internal.
WSHR INSL 5/16.09THX.8	1	7	Internal red positive post insulator
WSHR INSL 1/4 BOLT	1	8	Internal negative post insulator
INSULATOR	2	11	3 internal between lead frame and rectifier. 2 internal at outmost AC taps between rectifier and lead frame
WSHR INSL #10.09THX9/1	5	13	Fiber washer insulator on external 3 AC taps and 2 internal on the lead frame
WASHER FLT.203-.500-.0	2	14	Flat washer AC tap
WSHR FLT .328-.625-	2	16	External positive post flat washer
WSHR LCK 5/16 MD SPT	3	17	Positive post lock washer
NUT 5/16-24X9/16X7/32	3	18	Positive post nuts
RING TERMINAL - 1/4	2	19	Male spade turn on terminals
SCREW, MACH. 10-24X/63	2	20	Attaches lead frame terminals
SCREW, MACH-10-24X.63	2	23	Used to attached turn on leads to rectifier.
NUT CON LOCK 10-24-1/8	11	24	3 stator to AC taps internal, 6 external AC taps, 2 internal behind regulator attaches AC turn on spades
SCR TPG 10-32X.62 1/4H	6	26	4 used to mount regulator to rear housing. 2 used to attach brush
NUT CONL 1/4-28 3/16TK	2	29	External negative post nuts
WSHR FLT .266-.562-	2	30	External negative post flat washer
WSHR INSL 1/4.09THX3/4	1	31	External negative post insulator washer
WSHR INSL 5/16 BOLT	1	34	External positive post insulator
5/8-18NF-2B PULLEY LCK	1	38	Pulley Nut
WASHER FLAT	1	39	Pulley nut flat washer
KEY, WOODRUFF #8	1	40	Rotor Shaft at Pulley
THRU-BOLT 1/4-20 2.75L	4	42	Through Bolts (External end frames)

Important: The information contained in this bulletin is intended for use by trained, professional technicians who have the proper tools, equipment, and training to perform the required maintenance described above. This information is NOT intended for 'do-it-yourselfers', and you should not assume that this information applies to your equipment. If you have any questions regarding this information please visit our website at www.prestolite.com, or contact our technical service department at: